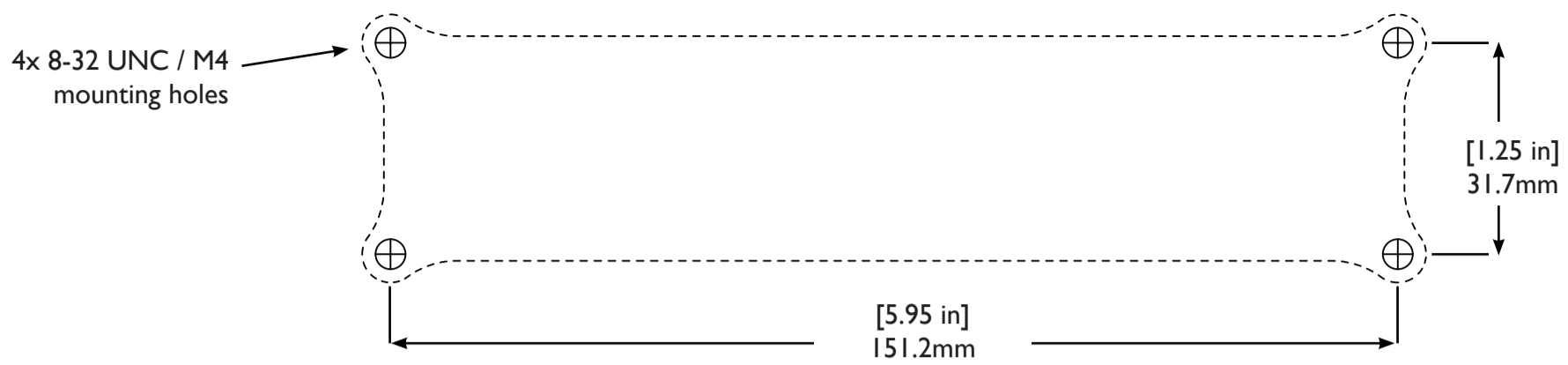
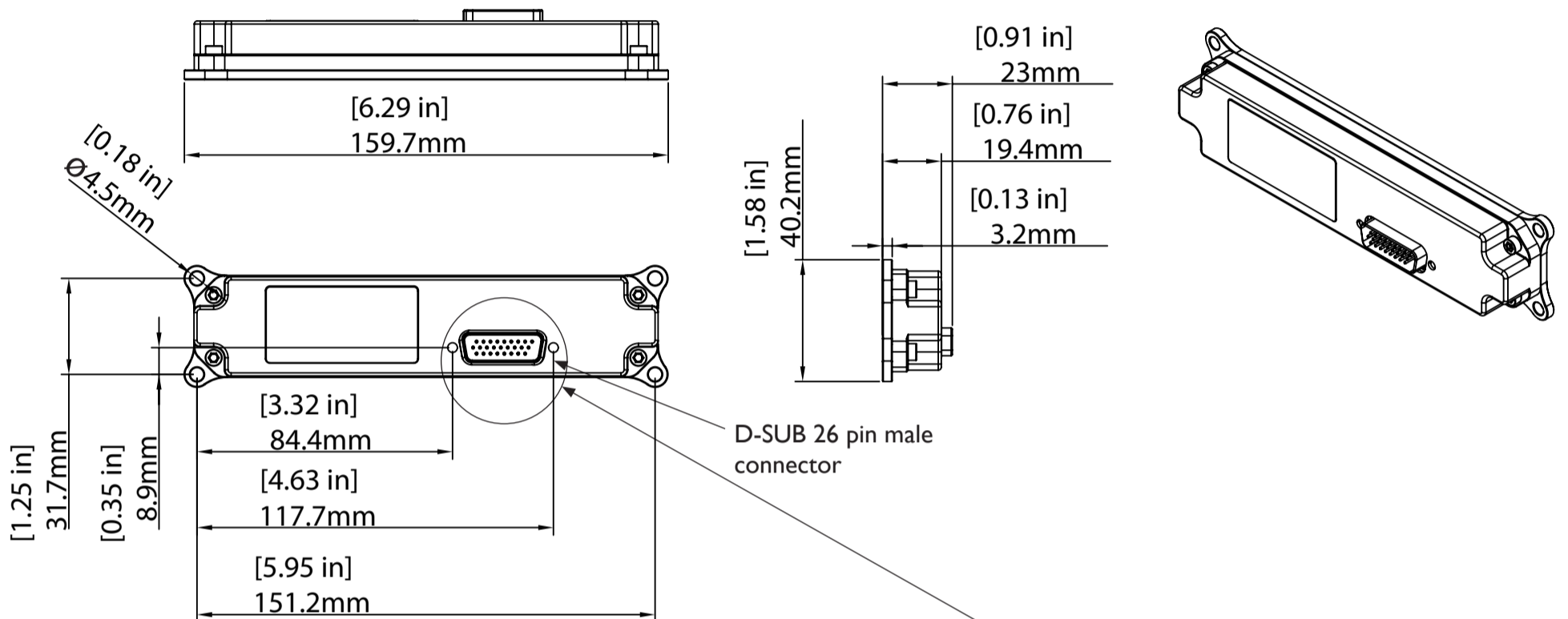


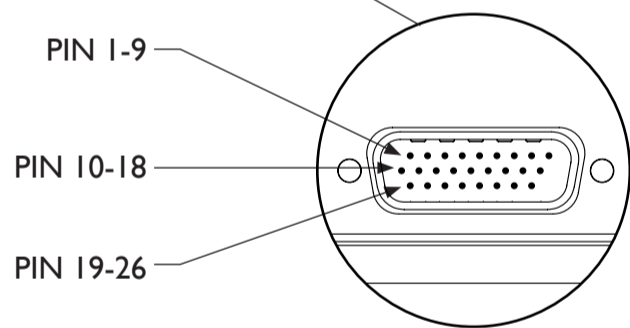
AH504 Panel Cut-out Viewed from front (scale 1:1 in A3)



Physical Dimensions Not to scale



PIN	DESC	TYPE	CONNECT TO
1	+ve Power	10 to 32V	Aircraft +ve bus
2	Ground	GND	Aircraft GND
3	Digital Input 0	Volt Free Digital Input	
4	Digital Input 1	Volt Free Digital Input	
5	Analogue Input 0	0 to 32V	
6	Analogue Input 1	0 to 32V	
7	Digital Input 2	Volt Free Digital Input	
8	Digital Input 3	Volt Free Digital Input	
9	Analogue Input 2	0 to 32V	
10	Digital Input 12	Volt Free Digital Input	
11	N/C		
12	Digital Input 4	Volt Free Digital Input	
13	Digital Input 5	Volt Free Digital Input	
14	Digital Input 6	Volt Free Digital Input	
15	Digital Input 7	Volt Free Digital Input	
16	Digital Input 8	Volt Free Digital Input	
17	Analogue Input 3	0 to 32V	
18	Digital Input 9	Volt Free Digital Input	
19	N/C		
20	N/C		
21	Digital Input 10	Volt Free Digital Input	
22	N/C		
23	N/C		
24	Digital Input 11	Volt Free Digital Input	
25	RS-232 RX	(+/- 5V) EIA/TIA-232	TX (AH500 Pin 4) (AH502 Pin 5)
26	RS-232 TX	(+/- 5V) EIA/TIA-232	RX (AH500 Pin 7) (AH502 Pin 6)




AH504 Fitting instructions



Rendered Image (scale 1:1 in A3)

www.aerosafety.com



Weight 6.17oz (175grams)

900-008 REV C