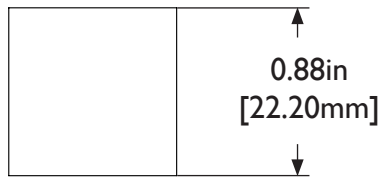
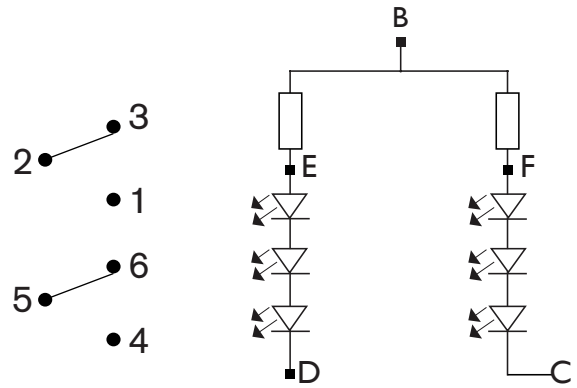


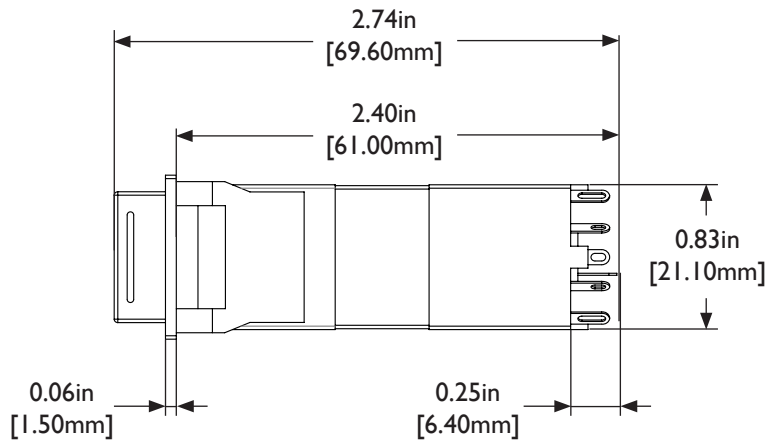
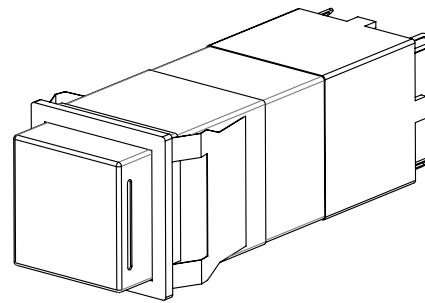
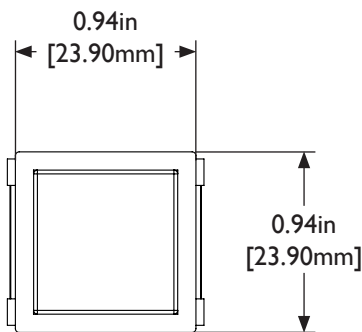
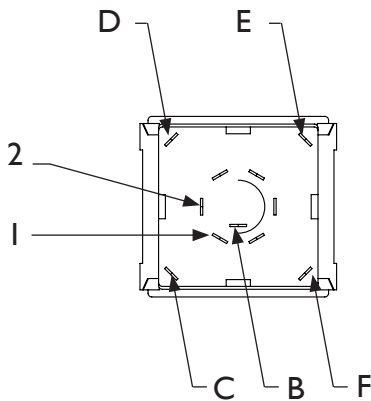
Panel Cut-out
Viewed from front (A4 scale 1:1)



Schematic



Physical Dimensions
Not to scale



PIN	DESC	STANDALONE SWITCH	TO AH500	TO AH502SD
B	14/28V *	14/28V *	NOT CONNECTED	NOT CONNECTED
C	CAUTION GND RETURN	SWITCHED GROUND	20	14
D	WARNING GND RETURN	SWITCHED GROUND	11	15
E	WARNING LED +VE	NOT CONNECTED	19	3
F	CAUTION LED +VE	NOT CONNECTED	19	3
1	ACKNOWLEDGE	VOLT FREE INPUT	10	16
2	GROUND	GROUND	GROUND	GROUND

AH501-14V and AH501-28V
(p.n. 501-000-01 and 501-000-02)
Fitting instructions



www.aerosafetysystems.com

* 14V or 28V SUPPLY is only to be connected when operated as a standalone illuminated switch. Specify AH501-14V (p.n. 501-000-01) or AH501-28V (p.n. 501-000-02). Either can be used with AeroHydro annunciator systems which operate 10-32V.

900-003 REV D
Weight 1.16oz (33 grams)